

MINE SPEC & Other Accessories

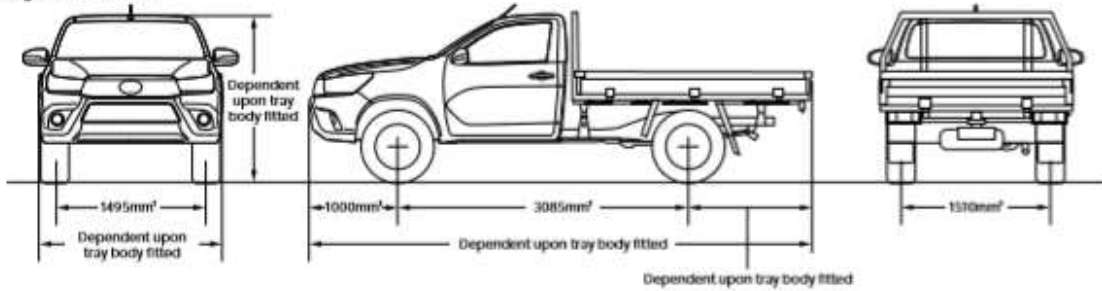
- | | |
|--|---|
| 1. Bull Bar | 11. Jump Start Receptacles |
| 2. Spot Lights | 12. Starter Motor Isolator |
| 3. Mine Light Bar with Reverse Beeper & Beacon | 13. Battery Isolator |
| 4. Fire Extinguisher | 14. UHF Radio 80 Channel |
| 5. Reflective Tape | 15. Optional VHF Radio |
| 6. Safety Triangles | 16. IVMS |
| 7. Wheel Checks | 17. Internal Roll Over Protection System ROPS |
| 8. High Visibility Flag | 18. Optional Tool Boxes |
| 9. Wheel Nut Indicators | 19. Optional 2nd Spare Tyre |
| 10. Call Sign ID Signage | 20. Tow bar |



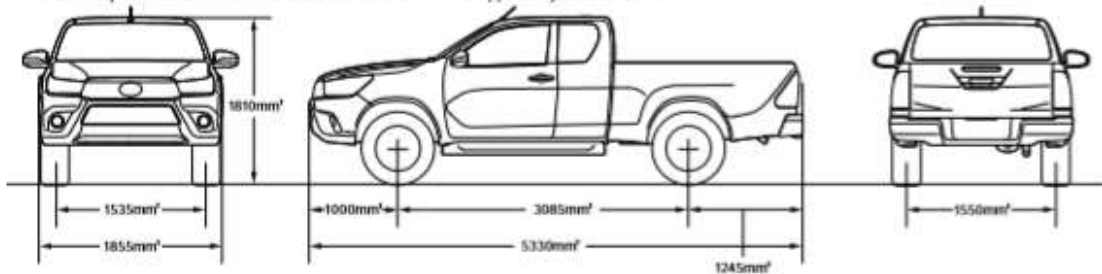
HiLux 4x4



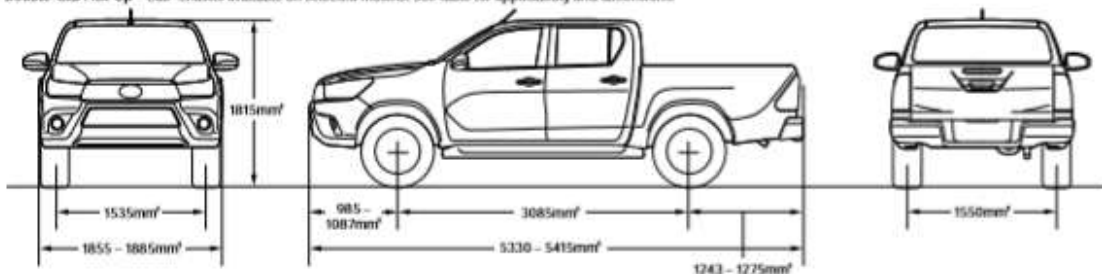
Single-Cab Cab-Chassis



Extra-Cab Pick-Up - Cab-Chassis available on selected models. See table for applicability and dimensions.



Double-Cab Pick-Up - Cab-Chassis available on selected models. See table for applicability and dimensions.





HILUX - 4X4		2.4L turbo diesel		2.8L turbo diesel	
ENGINE	Engine Code	2GD-FTV		1GD-FTV	
	Displacement (cm ³)	2393		2755	
	Maximum Power (kW/rpm)	110@3400		130@3400	
	Maximum Torque (Nm/rpm)	400@1600-2000		470@1400-2600 M/T, 450@1600-2400 A/T	
	Valve train	16-valve DOHC		16-valve DOHC	
	Fuel system	Fuel injection with common rail		Fuel injection with common rail	
	Fuel capacity (L)	80		80	
	Bore X Stroke (mm)	92.0 x 98.0		92.0 x 103.6	
	Compression ratio	15.6:1		15.6:1	
TRANSMISSION	Type	Manual	Automatic	Manual	Automatic
	Number of ratios	6-speed	6-speed	6-speed	6-speed
	Ratios (1)	1st 4.784, 2nd 2.423, 3rd 1.443, 4th 1.000, 5th 0.777, 6th 0.643, Rev 4.066	1st 3.600, 2nd 2.090, 3rd 1.488, 4th 1.000, 5th 0.687, 6th 0.580, Rev 3.732	1st 4.784, 2nd 2.423, 3rd 1.443, 4th 1.000, 5th 0.826, 6th 0.643, Rev 4.066	1st 3.600, 2nd 2.090, 3rd 1.488, 4th 1.000, 5th 0.687, 6th 0.580, Rev 3.732
	Differential ratio (rear) (1)	3.581	4.100	3.581	3.909